

# CLASS - 1                      COMPUTER

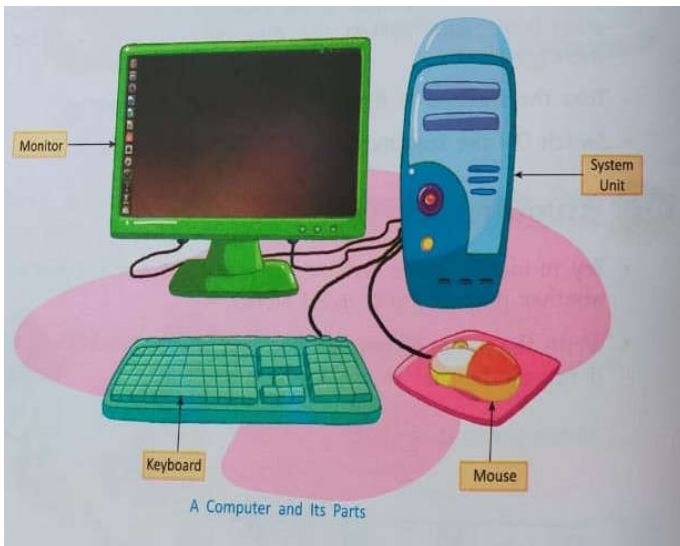
## Lesson - 2                      Parts of a Computer

Dear Parents since our class 1 students may not be able to read the text . Kindly read it out to them and encourage them to read .

**Learning Objectives – To enable the students to :**

- 1. Identify parts of a computer .**
- 2. Tell the functions of each part of a computer .**

Children! A computer is a machine . It does not work on its own . It has many parts like our body . These parts work together to do various tasks . Look at the image of a computer and read its parts.




The main parts of a computer are :

- 1 . Monitor
2. Keyboard
3. Mouse
4. System Unit

Let us know the functions of each parts .

## Monitor

A monitor looks like a television .



Its screen **displays the work** that you do on the computer .

You can also watch educational movies and cartoons on the monitor .


## Keyboard

A keyboard is another part of a computer .



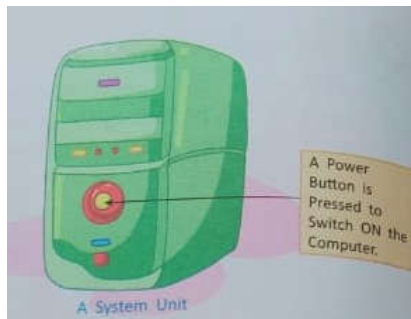
It has many **keys** on it. Each key has a mark on it , like **an alphabet , a number or a symbol** .

# Mouse




A mouse is used to **point at** and **click** things on the monitor screen . It has **two** or **three** buttons on it .

# System Unit



A system unit holds the **CPU** and some **other parts** of a computer . It has a **power** button that you press to **switch ON** the computer



The CPU stands for **Central Processing Unit** . It is called the **brain** of a computer .

## Explanation of the lesson

Children do you know how many parts a computer has. Our body has many parts like head , ears , hands , legs , feet etc . Each part has its own function in our body . Similarly, a computer too has many parts . For a system to work it needs all the part to work together and thus every part has its own importance . The main parts of a computer are Monitor , Keyboard , Mouse , CPU . A monitor looks like a television . It displays the work that you do on the computer . The keyboard is made of several buttons which are called as “ Keys”. Each key has an alphabet , number or a symbol on it . A mouse is used to point at and click on the monitor screen . It has two or three buttons on it . A system unit holds the CPU and some other parts of a computer . It has power button that you press to switch ON the computer . The CPU stands for Central Processing Unit . It is called as the brain of a computer .

<https://youtu.be/cKjlfW7iV7s>

### CLASS WORK

( Book Page nos 18 and 19 )

#### A. Tick the correct one.

1 . A keyboard has many keys on it .

a. keys ( ✓ )      b. buttons (      )      c. boxes (      )

2. The CPU is called the brain of the computer .

a. heart (      )      b. hand (      )      c. brain ( ✓ )

3. A mouse has two or three buttons on it .

a. keys (      )      b. tabs (      )      c. buttons ( ✓ )

#### B. Write T for the True and F for the False statements.

1. Computer works on fuel . ( F )

2. Monitor looks like a television . ( T )

3. Computer does not work on its own . ( T )

4. System Unit holds the CPU . ( T )

5. You can watch educational movies on the computer . ( T )

**C. Answer the following questions .**

**1. Which part of a computer is used to display the work ?**

**Ans** A Monitor is used to display the work .

**2. Which part of a computer is used to point at and click the things ?**

**Ans** A mouse is used to point at and click the things .

**NOTE : Dear students kindly complete the class work in your computer notebook .**

**HOME WORK**

**Q1. Draw , colour and label a keyboard and a mouse of a computer .**

**NOTE : Dear students kindly complete the work and wait for the next lesson.  
Enjoy learning and keep healthy and safe .**