


CLASS: 3


Drawings/Diagrams

Lesson 1: Our Universe

- The Solar System



- The Sun



Lesson 2: About Earth

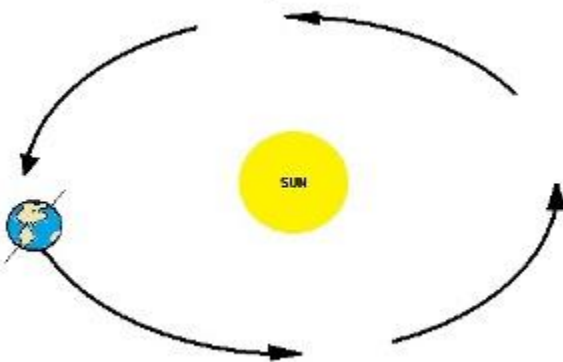
- The Earth



- Rotation of the Earth



- Revolution of the Earth

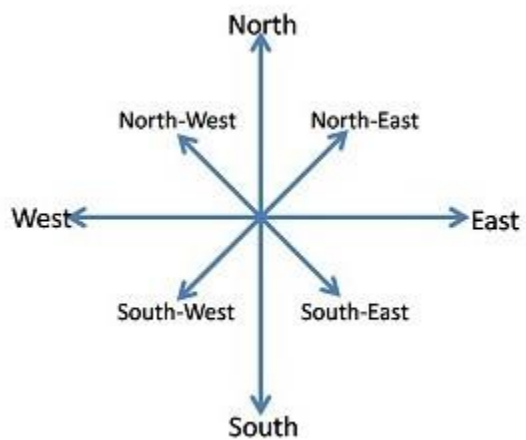


Lesson 3: Earth: Models and Features

- **Globe**

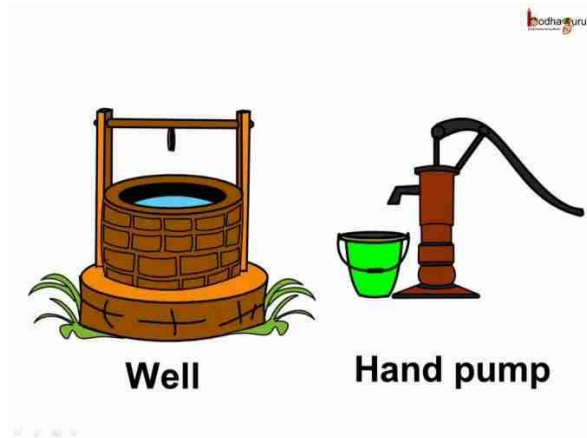


- **The four main cardinal points and four intermediate directions.**



Lesson 4: Air and water

- Sources of water




Download from
Dreamstime.com
This content may not be reproduced for promotional purposes only.

37255005
Danilo Saino | Dreamstime.com

LAKE

Types of pollution : Air and water

AIR POLLUTION



Note:

Draw, colour and label the given diagrams. It should be done on the blank page of each lesson in the Social Studies copy.

Holiday Homework

- Learn all questions and answers from lesson 1 to 4.
- Read the chapter and learn the difficult spellings.
- Complete all the drawings in your SST copy.
- Complete the map activities and paste it in your copy.
- Complete the Fun Zone activity given on page 15 and 21.
- Write 5 things you can do at your home to save water. (In your homework copy)

SEA 1

Prepare a poster on 'Save the Earth' and write an appropriate quotation to spread awareness regarding the same.

Use A4 size drawing sheet for the SEA.