

LESSON – 1 IN THE PARK (CONTINUED)


Dear Students in the last class we have already read the lesson In The Park . Let us continue with the exercises of this lesson.


Students let us start with Who am I ?


Look at the pictures given below , can you read and name them.

VOCABULARY


1. *Who am I?*


1.  I give you light: sun

2.  I can fly: bird

3.  I can swim: duck

13 Arrow - English World -1

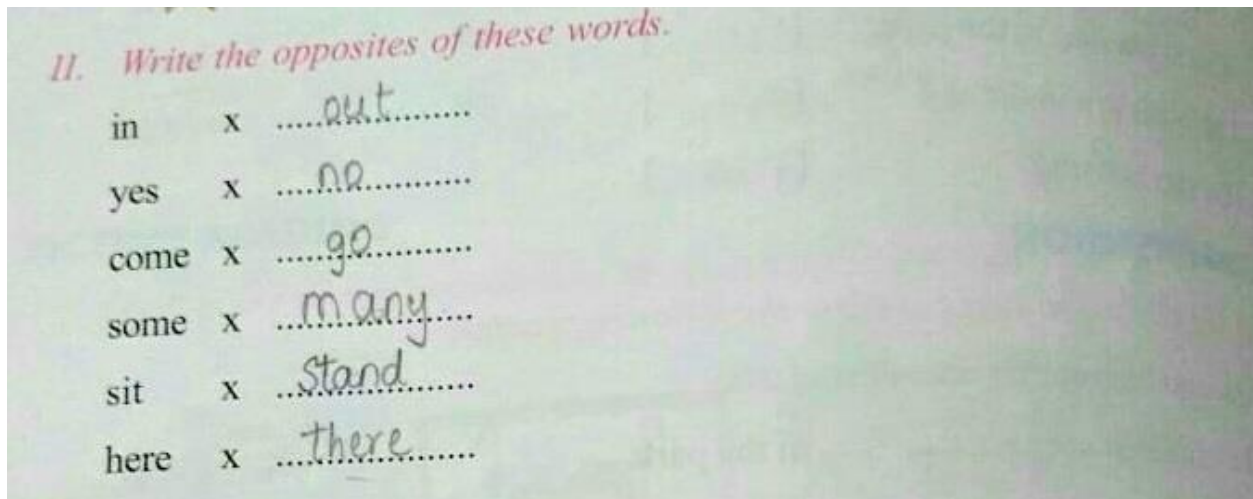
4.  I can swing on trees: monkey

5.  I sit on flowers: butterfly

EXPLANATION

Opposite is used to describe things of the same kind which are completely different in a particular way or the reverse of someone or something . For example, HOT x COLD , BIG x SMALL etc .

Now Students we are going to solve opposites given below :



Let us look for some new opposites to enhance our vocabulary. You can click on the link given below .

<https://www.youtube.com/watch?v=fFIYUKGfqg8>

Now next we are going to learn about when to use This , That , These , Those


EXPLANATION



'This' is used to denote a singular thing and 'these' are used for plural ones. This/these help to denote something or someone that is near us or could even be used as an introduction.


'That' is used to denote singular thing and 'those' are used in plural ones. It is used to show something at a distance or far away .



	near	far
singular	this	that
plural	these	those

STRUCTURE AND GRAMMAR
Underline the right answer.

1. (This / These) is a fruit. 

2.  (That / Those) are stars. 

3. (These / Those) are chicks. 

4.  (That / Those) is the moon. 

5. (This / These) is a monkey. 

To know more about This , That , These , Those , you can click on the link given below .

<https://www.youtube.com/watch?v=qBVXUsEVCH8&t=100s>

Now let us read words aloud and Practise this conversation .


PRONUNCIATION

Read these words aloud.

park	far
dark	car
mark	star
bark	jar

SPEAKING


Practise this conversation with your friend.



Now let us solve picture comprehension.

CREATIVE WRITING SKILLS

Look at the picture and complete the sentences with the words given.



1. The family is at the zoo.....
2. Some children are taking a ride in the toy train.....
3. The birds are in the cage.....
4. The monkey is eating a banana.....
5. The ducks are in the water.....

cage
water
banana
zoo
toy train

Dear Students you can practice all these exercises in your rough or any old notebook .

STAY HOME , STAY SAFE , STAY HEALTHY & ENJOY LEARNING