

**LESSON – 2 AT THE TOY SHOP**

---

**INTRODUCTION**

**Do you know what is a toy ? Yes ,a toy is an item used to play.**

**How many toys do you have ? \_\_\_\_\_**

**Which is your favourite toy ? \_\_\_\_\_**

**Have you all visited to a toy shop ? \_\_\_\_\_**

**Now let us read the story about Anup , who has visited the toy shop .**



2

## AT THE TOY SHOP

This is Anup.  
He is at the toy shop.  
There are many toys in the shop.  
Anup is looking at them.  
What are the toys saying?



Hello! I am a doll.  
My name is Mimo.  
I can sing and dance.

Hello! I am an aeroplane.  
My name is Jumbo.  
I can fly like a bird.  
Come with me.  
I will make you touch the sky!



Hello! I am a toy train.  
My name is Chuk Buk.  
I will take you for a long ride.

Anup wants to have all the toys.  
He takes all the toys home.



What is he doing now?  
He is playing with the toys.

## EXPLANATION

**Dear Students, in this lesson we have read about a boy named Anup, he is at the toy shop. There were so many toys and Anup was looking at them. Now, Anup is interacting with the toys.**

**The first toy is a doll, where the doll introduces herself saying Hello, I am a doll and my name is MIMO. I can sing and dance.**

**Now Anup is very happy. As he steps further he saw an aeroplane named JUMBO. Jumbo says I can fly like a bird, come with me. I will make you touch the sky.**

## CLASSWORK

**Q.1 Give the word meanings of the following words.**

1. shop – a place where you can buy goods
2. ride – a journey on a horse or bicycle, or in a vehicle
3. sky – the area above the earth
4. home – the place where you live

**Q.2 Make sentences with the following words.**

1. shop – The shop was full of toys.
2. ride – I can ride a bicycle.
3. sky – The sky is full of stars.
4. home – Anup takes all the toys home.

Now let us solve the following exercises.









**LISTENING**  
*Listen to the text carefully as your teacher reads it out. Then say whether the following sentences are true or false.*

1. Anup is at the bookshop. (False)
2. Mimo can sing and dance. (True)
3. Chuk Buk is a toy car. (False)
4. Jumbo can fly. (True)
5. Anup takes all the toys to school. (False)

**COMPREHENSION**  
*Read the lesson carefully and complete the following sentences.*

1. There are many toys in the shop.
2. Mimo is a doll.
3. Jumbo is an airplane.
4. Chuk Buk will take you for ride.
5. Anup is playing toys.

**VOCABULARY**  
*Can you name the actions that match these pictures?*

 eat	 write	 fly	 read
 drink	 play	 sleep	 drive

eat   drink   sleep   fly   play   drive   read   write

20  
Arrow - English W

**Action words**, or **action verbs**, simply express an **action**. The **action** is something you are doing and includes sleeping, thinking, sitting, and napping etc .

Check out the link below to know more

<https://www.youtube.com/watch?v=4c6FyuetSVo>

**Students are requested to practice writing classwork in their English notebook OR any rough or old notebook .**

**Q.1 Word meanings**

**Q.2 Make Sentences**

**Q.3 True or False**













**Q.4 Complete the following Sentences**

## ONE AND MANY

Look at this  This is a pencil.

Now look at this  These are pencils.

**STRUCTURE AND GRAMMAR**  
1. ONE AND MORE THAN ONE  
*Look at the pictures and read the words.*

 one cat	 five cats	 one key	 five keys
 one pen	 three pens	 one balloon	 four balloons
 one egg	 two eggs	 one star	 many stars

*Now add 's' to change one to more than one.*

doll	...dolls.....	apple	...apples.....	toy	...toys.....
book	...books.....	boy	...boys.....	girl	...girl.....

girls

To know more you can click on the link given below

<https://www.youtube.com/watch?v=jtsw1DDFXww>

## Is / Am / Are

Is, **am** and are simple present forms of the verb. They are used to describe the state, feeling or condition that something or someone is in. For example: He is a boy .

### NOTE

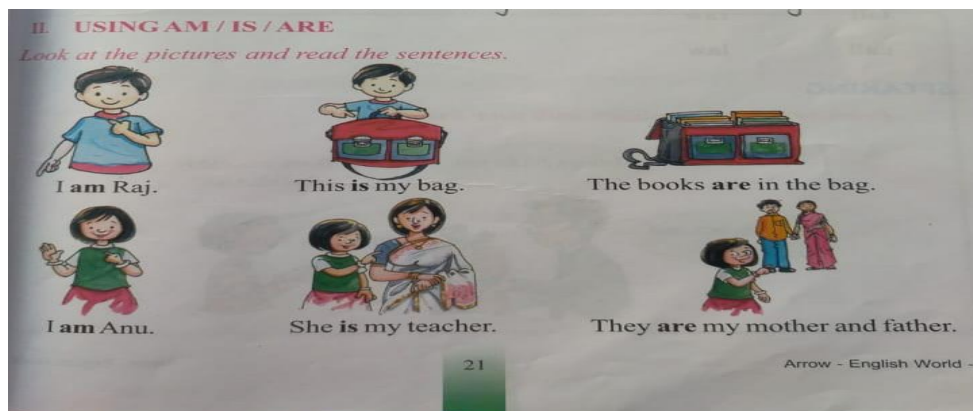
With I ,we use	➔	AM
----------------	---	----

With He / She / It / The boy / Tom ,we use	➔	IS
--------------------------------------------	---	----

With You / We / They / The boys / Tom and I / The trees / These , we use	➔	ARE
--------------------------------------------------------------------------	---	-----

Check out the link below to know more

<https://www.youtube.com/watch?v=DTxMD3r-dLA>





Now fill in the blanks with *am / is / are*.

1. I *am* six years old.
2. These *are* my toys.
3. We *are* in class I.
4. My name *is* Ria.
5. This *is* a dog.
6. The roses *are* red.
7. You *are* a good boy.
8. She *is* a girl.

### PRONUNCIATION

Read these words aloud.

ball	saw
fall	paw
tall	raw
call	law

### SPEAKING

Practise this conversation with your friend.



A toy robot!

I like it very much.  
Can I play with it  
now?



Do you like it?

Sure. I will show  
you how it works.

### CREATIVE WRITING

*Do you have toys? Complete the following sentences with your teacher's help.*

I have many toys like .....(names)

I play with my toys in the .....(time of the day)

I buy toys at ..... shop.

I like ..... of all. (the toy you like the best)

### ACTIVITY

*Draw the picture of your favourite toy and colour it.*


Arrow - Eng

## NEW WORDS

toys	<u>train</u>	bird
<u>shop</u>	<u>ride</u>	<u>touch</u>
sing	aeroplane	<u>sky</u>
dance	fly	<u>home</u>

## PICTURE READING

Look at the picture and discuss the questions that follow.



1. What does the picture show?
2. What does the shop sell?
3. Why is the girl happy?
4. Why is the boy crying?
5. Do you like toys? What toys do you have?

## **HOMEWORK**

**Dear students you can practice Pronunciation and read the words aloud . You can also practice Conversation with your parents , solve Creative Writing , Activity , Picture Reading and learn New Words.**

**STAY HOME , STAY SAFE**

**GOD BLESS YOU ALL .**

\*\*\*\*\*